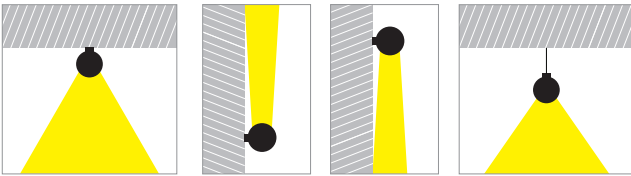



LINEAR LIGHT IN 60



- Linear ceiling mounted or pendant luminaire
- for indoors use
- from heavy duty polycarbonate tube mat/satin cover
- with external diameter D60mm
- with internal extruded aluminum powder coated
- with incorporated Linear Led Engine (LLE)
- seamless effect without shadows between modules
- based on 140mm-280mm-560mm lengths
- adjusted on a linear heatsink for best thermal management
- in 3000-4000 Kelvin
- upon request also available in 2700-5000-6500 Kelvin
- works with built in led driver , on/off as standard
- upon request available with dimmable driver phase cut/Dali/1-10v



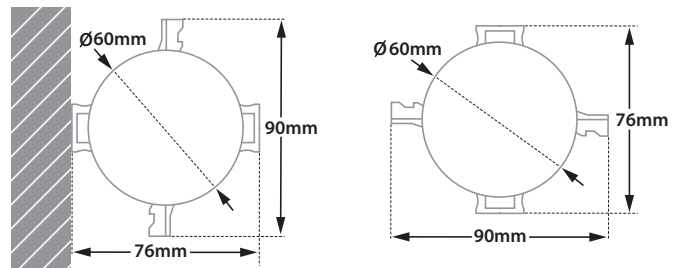
KIT ANAPHTHSIS

Αποτελούμενο από 2 συρματόσχοινα μήκους 1,20m με τα εξαρτήματα τους για στηρίξη στην οροφή και στο φωτιστικό, με έτοιμο συνδεδεμένο καλώδιο διάφανο 3x0,75mm ή 5x0,75mm, με βάση χυτή αλουμινίου στρογγυλή εξωτερικής διαμέτρου Φ60mm και ύψους 15mm, όλα έτοιμα συνδεδεμένα στο φωτιστικό.

SUSPENSION KIT

Composed by 2 pcs of steel wire with length 1.20m assembled to fitting, with 1.50m long power supply cable 3x0.75mm or 5x0.75mm transparent, connected to fitting. And 1 pc of round die cast aluminum ceiling base with external diameter 60 mm and height 15mm. All components ready pre-fitted to luminaire.

CODE	LENGTH IN mm	LED SOURCE POWER	LUMINOUS FLUX	LUMINOUS FLUX
			3000 KELVIN	4000 KELVIN
34190	600	12	1044	1092
34191	740	15	1305	1365
34192	880	18	1566	1638
34193	1020	21	1827	1911
34194	1160	24	2088	2184
34195	1300	27	2349	2457
34196	1440	30	2610	2730
34197	1580	33	2871	3003
34198	1720	36	3132	3276
34199	1860	39	3393	3549
34200	2000	42	3654	3822



Linear Led Modules



01 02 18

Βαμμένα με Ηλεκτροστατική Βαφή
Painted with Electrostatic Powder



LED technology changes constantly forward, so before selecting / ordering the most suitable product for you, ask for a confirmation that this is the most updated product to our list.

— warm white 3000 Kelvin — neutral white 4000 Kelvin