

## Gemini Double SQ 85 MV Black RF

Retrofit Version



- Διπλό σποτ χωνευτό σε γυψοσανίδα
  - εσωτερικού χώρου
  - χυτό αλουμίνιο
  - με πολύ μικρό εξωτερικό στεφάνι
  - με την πηγή φωτισμού τοποθετημένη
  - βαθιά στο εσωτερικό
  - για μείωση της θάμβωσης
  - περιστροφικό
  - κινητό οριζοντίως  $\pm 355^\circ$  και καθέτως  $\pm 30^\circ$
  - κατάλληλο για λαμπιές τύπου MR16
  - 12volt GU5.3 ή 220-240volt GU10
- 
- Recessed false ceiling double spotlight
  - suitable for indoors use
  - from die cast aluminum
  - with small external trim/frame
  - lighting source is positioned
  - deep inside the body of the spot
  - for reduce of glare
  - tiltable
  - movable horizontally  $\pm 355^\circ$  and vertically  $\pm 30^\circ$
  - suitable for lamps type MR16
  - 12volt GU5.3 or 220-240volt GU10

40857

MR16 DICHOIC 220-240V | 2x50W GU10  
MR16 LED LAMP GU10 | 220-240V 2x12W MAX

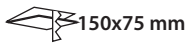


40858

MR16 DICHOIC 12V | 2x50W GU5.3  
MR16 LED LAMP 12V | 2x12W MAX GU5.3



155x86 mm



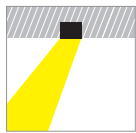
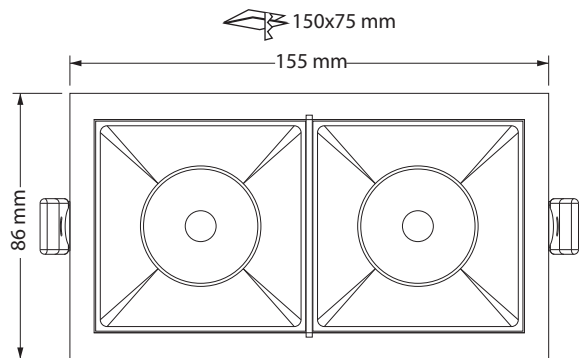
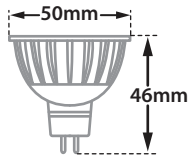
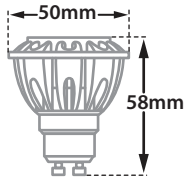
150x75 mm



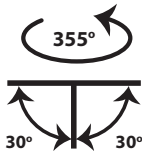
104 mm



CE IP20



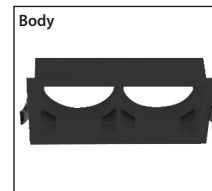
Tiltable



30°

Περιστρεφόμενο  
355° οριζοντίως  
και  $\pm 30^\circ$  καθέτως  
Adjustable  
355° horizontally  
and  $\pm 30^\circ$  vertically

## Accessories upon request

Honey comb  
louvreSmooth  
FilterElliptical  
Filter

Body



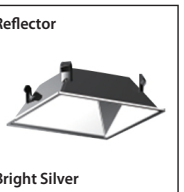
Reflector

Matt Black



Reflector

Matt White



Reflector

Bright Silver

